

Svartpilen/Vitpilen 701 2018-20 | 701 ENDURO 2016-2020 | 701 SUPER MOTO 2015-2020



THIS SHEET INCLUDES FITTING INSTRUCTIONS FOR THE FOLLOWING PARTS:

Secondary Alternator Cover Part No. EC-690-2011-1-GBR / Secondary Clutch Cover Part No. EC-690-2011-2-GBR




SECONDARY ALTERNATOR COVER PART NO. EC-690-2011-1-GBR

- 1 Remove 4 existing bolts from the stock Alternator cover, shown as position Bolt 1, 2, 3 & 4.
- 2 Place the Secondary Alternator Cover over the stock cover.
- 3 Assemble 4 replacement bolts loosely in the correct position as shown.
- 4 Tighten bolts to a Torque of 12Nm as per Manufacturer's recommendations.
DO NOT OVERTIGHTEN.



SECONDARY CLUTCH COVER PART NO. EC-690-2011-2-GBR

- 1 Remove 4 existing bolts from the stock Clutch cover, shown as position Bolt 1, 2, 3 & 4.
- 2 Place the Secondary Clutch Cover over the stock cover.
- 3 Assemble 4 replacement bolts loosely in the correct position as shown.
- 4 Tighten bolts to a Torque of 12Nm as per Manufacturer's recommendations.
DO NOT OVERTIGHTEN.



Engine Cover Set: EC-690-2011-SET-GBR
EC-690-2011-1-GBR, EC-690-2011-2-GBR